



SMART TRADING ASIA (PVT) LTD

No: 204 A, MINUWANGODA ROAD, KASAGAHAWATTA, KOTUGODA, SRI LANKA.

Tele: 011-2291589 / 037-4922501 Fax: 011-2291589

E-mail: smartradingasia@gmail.com

A333 STEEL STRAPPING SEALLESS COMBINATION TOOL



Characteristics:

- Strapping qualities : Fundamentally the A333 allows the use of all Current steel straps with tensile strengths ranging from 700 to 850 N/mm²
- Strapping dimensions :
 - Widths - 12 – 20 mm / ½ - ¾”
 - Thicknesses - 0.38 – 0.6 mm
- Average seal strength: approx. 80 %

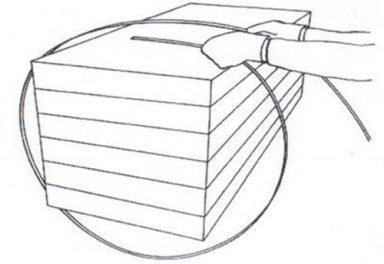
Advantages :

- Best sealless combination tool to strap flat packages. (i.e. pallets, bales, crates, cases, various packages)
- Widely applied in various industries such as paper, aluminum, steel, wood etc.
- Permits a very easy and efficient operation and outperforms other strapping tools by its ruggedness and its high reliability.
- The sealless joint reduces the overall strapping costs by approx. 10% through the elimination of the seals.

How To Use A333 Steel Strapping Sealless Combination Tool

1. Feeding The Strapping Around The Package

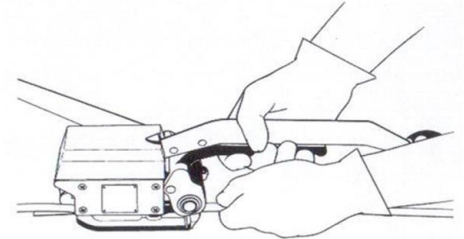
The strapping is fed around the package in the direction as shown in the illustration. The strapping end is held tightly with the left hand and pulled firmly towards the operator with the right hand.



2. Loading The Strapping

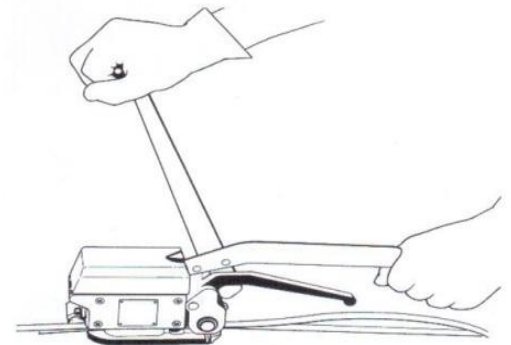
The rocker is raised with the right hand. The left hand inserts the two straps lying precisely upon another into the tool until they hit the strap stops. The lower strap end must slightly protrude the end of the base plate.

Be certain that the strapping is held by the strap guide.



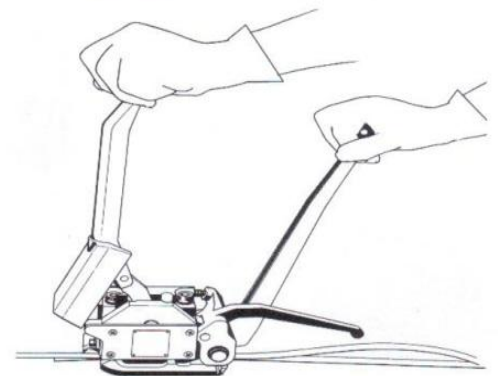
3. Tensioning The Strapping

The tool is held tightly with the left hand being placed on the sealing lever. The tensioning handle is now moved forward and backward with the right hand until the desired tension is attained.



4. Sealing the strapping

The sealing lever is moved forward using the left hand until it hits the stop. The lever is then moved back to its initial position. When sealing, the right hand absorbs the sealing force by holding the tensioning handle.



5. Releasing the tool

Hold the cut off strap end with the left hand, lift the rocker with the right hand and push the tool from the applied strap to the right.

